

CONTINGENCY PLAN

VERSION HISTORY				
VERSION	APPROVED BY	REVISION DATE	DESCRIPTION OF CHANGE	AUTHOR

PREPARED BY		TITLE		DATE	
APPROVED BY		TITLE		DATE	

TABLE OF CONTENTS


1.	RISK STRATEGIES	4
A.	CLINICAL RISK.....	4
i.	RISK PREVENTION AREAS	4
ii.	RISK PREVENTION STRATEGIES	4
B.	OPERATIONS AND FINANCE RISK	5
i.	RISK PREVENTION AREAS	5
ii.	RISK PREVENTION STRATEGIES	5
C.	IT RISK.....	6
i.	RISK PREVENTION AREAS	6
ii.	RISK PREVENTION STRATEGIES	6
2.	BUSINESS FUNCTION RECOVERY PRIORITIES	7
3.	RELOCATION STRATEGY	7
4.	ALTERNATE BUSINESS SITE.....	8
5.	RECOVERY PLAN.....	8
6.	RECOVERY PHASES	9
A.	DISASTER OCCURRENCE	9
B.	PLAN ACTIVATION	9
C.	ALTERNATE SITE OPERATION.....	9
D.	TRANSITION TO PRIMARY SITE.....	9
7.	RECORDS BACKUP	10
8.	RESTORATION PLAN.....	10
9.	RECOVERY teams.....	11
A.	TEAM ROLES.....	11
B.	TEAM CONTACTS	11
C.	TEAM RESPONSIBILITIES	11
D.	DEPARTMENTAL RECOVERY TEAMS.....	11
10.	RECOVERY PROCEDURES	12
A.	POTENTIAL RECOVERY PROCEDURE	12
i.	Disaster Occurrence	12
ii.	Notification of Management.....	12
iii.	Preliminary Damage Assessment	12
iv.	Declaration of Disaster	12
v.	Plan Activation	12

vi.	Relocation to Alternate Site	12
vii.	Implementation of Temporary Procedure	12
viii.	Establishment of Communication	12
ix.	Restore Data Process and Communications with Backup Location	12
x.	Begin Alternate Site Operations	12
xi.	Manage Work.....	12
xii.	Transition Back to Primary Operations	12
xiii.	End Alternate Site Procedures	12
xiv.	Relocate Resources Back to Primary Site	12
11.	APPENDICES	13
A.	Employee Contact List.....	13
B.	Recovery Priorities	13
C.	Alternate Site Resources.....	13
D.	Emergency Operations Center (EOC) Locations.....	13
E.	Vital Records	13
F.	Vendor Lists	13
G.	IT System Reports and Resources.....	13
H.	Alternate Site Transportation Information.....	13
I.	Impact and Risk Assessments.....	13
J.	Business Impact Analysis	13
K.	Recovery Task Lists.....	13
L.	Office Recovery Plan.....	13


1. RISK STRATEGIES

A. CLINICAL RISK

i. RISK PREVENTION AREAS



ii. RISK PREVENTION STRATEGIES




B. OPERATIONS AND FINANCE RISK

i. RISK PREVENTION AREAS

A large, empty rectangular box with a thin black border, intended for the user to list risk prevention areas.

ii. RISK PREVENTION STRATEGIES


A large, empty rectangular box with a thin black border, intended for the user to list risk prevention strategies.

C. IT RISK

i. RISK PREVENTION AREAS


A large, empty rectangular box with a thin black border, intended for listing risk prevention areas.

ii. RISK PREVENTION STRATEGIES


A large, empty rectangular box with a thin black border, intended for listing risk prevention strategies.

2. BUSINESS FUNCTION RECOVERY PRIORITIES

Used to recover essential business operations at an alternate location site. This is an offsite strategy that is put into effect by the Disaster Recovery Teams. IT functions will be restored by the Information System and IT teams based on critical business functions.




3. RELOCATION STRATEGY




4. ALTERNATE BUSINESS SITE

The alternate business site and relocation strategy will be used in the event of a disaster or disruption that inhibits the continuation of the business processes at the original business site. This strategy should include both short-term and long-term relocation sites, in the case of both types of disruptions.

A large, empty rectangular box with a thin black border, intended for the user to provide details about the alternate business site and relocation strategy.

5. RECOVERY PLAN

A large, empty rectangular box with a thin black border, intended for the user to provide details about the recovery plan.

6. RECOVERY PHASES

These are the activities most needed for the business to continue, and the recovery plan should target these essential business functions. The recovery plan should proceed as follows:

A. DISASTER OCCURRENCE

B. PLAN ACTIVATION

C. ALTERNATE SITE OPERATION


D. TRANSITION TO PRIMARY SITE

7. RECORDS BACKUP



8. RESTORATION PLAN

All important records that are vital to the continuation of business operations, and that would be affected by facilities disruptions or disasters, are maintained, controlled, and periodically checked on by Disaster Recovery / IT teams. The most critical files are periodically backed up and stored at an offsite location.



9. RECOVERY TEAMS

Recovery teams are established, and participants are divided into the appropriate teams, based on job role and title. Each team is given a designated team leader and all other team members are assigned to a specific role or duty among the team.

A. TEAM ROLES

--

B. TEAM CONTACTS

--

C. TEAM RESPONSIBILITIES


--

D. DEPARTMENTAL RECOVERY TEAMS

--

10. RECOVERY PROCEDURES

Specific activities or tasks that should be carried out to recovery normal and critical business operations are detailed. Each strategy is described through a specific set of action activities and tasks to recover appropriately.



A. POTENTIAL RECOVERY PROCEDURE

- i. Disaster Occurrence
- ii. Notification of Management
- iii. Preliminary Damage Assessment
- iv. Declaration of Disaster
- v. Plan Activation
- vi. Relocation to Alternate Site
- vii. Implementation of Temporary Procedure
- viii. Establishment of Communication
- ix. Restore Data Process and Communications with Backup Location
- x. Begin Alternate Site Operations
- xi. Manage Work
- xii. Transition Back to Primary Operations
- xiii. End Alternate Site Procedures
- xiv. Relocate Resources Back to Primary Site

11. APPENDICES

This section lists all the appendices needed to carry out a BCP. These appendices include:

- A. EMPLOYEE CONTACT LIST
- B. RECOVERY PRIORITIES
- C. ALTERNATE SITE RESOURCES
- D. EMERGENCY OPERATIONS CENTER (EOC) LOCATIONS
- E. VITAL RECORDS
- F. VENDOR LISTS
- G. IT SYSTEM REPORTS AND RESOURCES
- H. ALTERNATE SITE TRANSPORTATION INFORMATION
- I. IMPACT AND RISK ASSESSMENTS
- J. BUSINESS IMPACT ANALYSIS
- K. RECOVERY TASK LISTS
- L. OFFICE RECOVERY PLAN

CONTINGENCY PLAN TEMPLATE FOR HEALTHCARE ORGANIZATIONS

Try Smartsheet for FREE

DISCLAIMER

Any articles, templates, or information provided by Smartsheet on the website are for reference only. While we strive to keep the information up to date and correct, we make no representations or warranties of any kind, express or implied, about the completeness, accuracy, reliability, suitability, or availability with respect to the website or the information, articles, templates, or related graphics contained on the website. Any reliance you place on such information is therefore strictly at your own risk.