

# BASIC KANBAN BOARD TEMPLATE

Fill out a Kanban Task Card on the appropriate status column (i.e., Backlog, To Do, In Progress, or Testing) on your Kanban Board on Page 2. In order to assign task ownership, fill in each of the Assigned To spaces with the initials/name of one of your team members.
















START DATE	DAYS	PROGRESS	UPDATED BY

## TEAM MEMBERS ASSIGNED TO TASKS


## KANBAN BOARD

The Kanban Board begins on Page 2 of this template.

# KANBAN BOARD

BACKLOG	TO DO	IN PROGRESS	TESTING	COMPLETE
				
				
				

## **DISCLAIMER**

Any articles, templates, or information provided by Smartsheet on the website are for reference only. While we strive to keep the information up to date and correct, we make no representations or warranties of any kind, express or implied, about the completeness, accuracy, reliability, suitability, or availability with respect to the website or the information, articles, templates, or related graphics contained on the website. Any reliance you place on such information is therefore strictly at your own risk.